



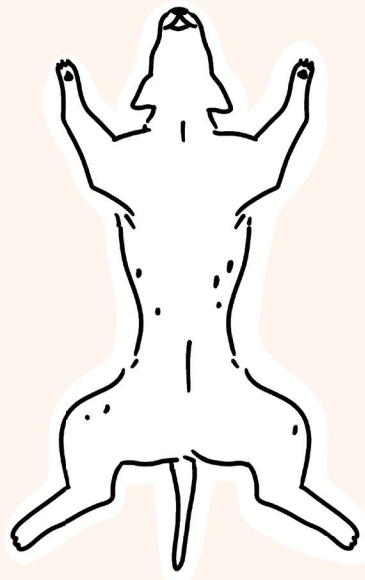
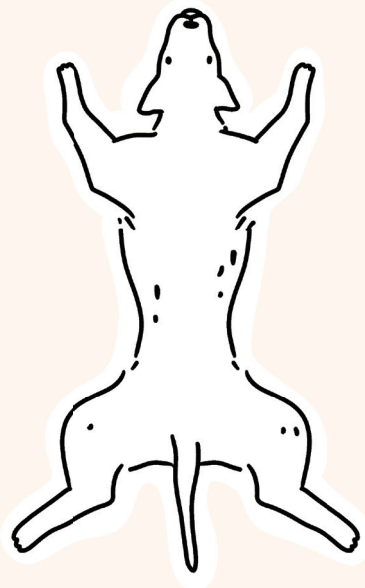
CANINE VITALS CHECK

DOG'S NAME : _____

DATE : _____

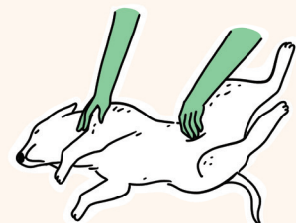
WHOLE BODY ASSESSMENT

Perform a Snout to Tail Assessment and record any notes in your pet's body below.



PULSE

To check your pet's pulse, have them lie down or sit comfortably. Find the pulse on the femoral artery in the hind leg or the radial artery in the front leg. Use your index and middle fingers, count the beats for 15 seconds, and multiply by four to determine beats per minute (BPM). For accuracy, you can measure the pulse rate a few times and calculate the average.



ATTEMPT 1 BTM _____

ATTEMPT 2 BTM _____

AVERAGE BTM _____

Normal pulse rates for dogs can vary based on breed and size, typically ranging from 60 to 140 BPM. Knowing your pet's average range is important.

GUMS AND CAPILLARY REFILL TIME

WHAT IS THE COLOR OF YOUR DOGS GUMS?

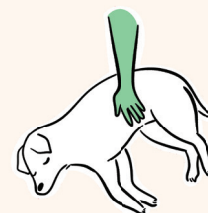
Press your fingertip against the gum to create a small white spot, release and count how quickly the color returns.

WHAT IS THE TIME?

Normal capillary refill time is typically less than two seconds.

BREATHING

Choose a quiet place. Have your pet sit or lie down. Count their breaths per minute by observing their chest or flank. This gives you the respiratory rate.




WHAT IS THEIR RESPIRATORY RATE?

Normal Breathing Rates: 10-30 breaths per minute (varies by dog's size)

TEMPERATURE CHECK

Clean the thermometer and apply lubricant to the tip. Lift your pet's tail, insert the thermometer 1-1.5 inches, hold in place and wait for the reading. Keep your pet calm. Remove, check and clean with a pet-safe disinfectant or alcohol wipes. It's recommended to record your pet's average temperature to compare in case of illness.



CURRENT TEMPERATURE?

AVERAGE TEMPERATURE?

Typical temperature for dogs is around 100.5 to 102.5°F or 38 to 39.2°C.

URINE AND STOOL ANALYSIS

Circle the sample resembling your dog's last urine and stool samples.

Urine Samples



Transparent
Over-hydrated



Red or Pink
See a vet!
Possible UTI,
infection or
other illness



Pale Yellow
Perfect



Green
See a vet!
Possible
Kidney issues



Dark Yellow
Dehydrated



Brown
Seek immediate
help, possible
toxic reaction or
internal bleeding

Stool Samples



**Hard, dry
pellets**
Constipated



**Firm but
slightly
moist**
Regular



**Solid
Log-Shaped**
Ideal



**Soft
Log-Shaped**
Ideal



Moist Blobs
Dehydration
or lack of
fiber



Watery Piles
Mild
Diarrhea



Liquid
Severe
Diarrhea